

# TABLE OF CONTENTS

|  | Page | Audio<br>Track |
|--|------|----------------|
| <b>Introduction</b> .....                        | 4    |                |
| <b>About the Author</b> .....                    | 5    |                |
| <b>Author's Note</b> .....                       | 6    |                |
| <b>Tuning</b> .....                              | 2    |                |
| <b>Guitar Notation Legend</b> .....              | 51   |                |
| <br><b>SECTION ONE: STYLES</b>                   |      |                |
| Classic Rock Power Chords and Suspensions .....  | 7    |                |
| Good Time Rock 'n' Roll .....                    | 8    |                |
| Good Time Rock 'n' Roll Riff .....               | 9    | 3              |
| Rhythm and Roll .....                            | 10   |                |
| Rhythm and Roll Progression .....                | 10   | 4              |
| Rhythm and Blues Rock .....                      | 12   |                |
| Rhythm and Blues Rock Riff .....                 | 12   | 5              |
| Old Time Boogie Rock .....                       | 13   |                |
| Old Time Boogie Rock Riff .....                  | 14   | 6              |
| Heavy Rock with Delay .....                      | 14   |                |
| Heavy Rock with Delay Riff .....                 | 15   | 7              |
| Laid Back Blues Rock .....                       | 16   |                |
| Laid Back Blues Rock Progression .....           | 17   | 8              |
| Funky Stops .....                                | 18   |                |
| Funky Stops Riff .....                           | 18   | 9              |
| Rolling Seventh Chords .....                     | 19   |                |
| Rolling Seventh Chords Progression .....         | 19   | 10             |
| Latin Rock .....                                 | 20   |                |
| Latin Rock Progression .....                     | 20   | 11             |
| Psychedelic Blues Rock .....                     | 22   |                |
| Psychedelic Blues Rock Progression .....         | 23   | 12             |
| E5 Power Rhythm .....                            | 23   |                |
| E5 Power Rhythm Progression .....                | 24   | 13             |
| Upbeat Accents .....                             | 25   |                |
| Upbeat Accents Riff .....                        | 25   | 14             |
| The Gallop .....                                 | 26   |                |
| The Gallop Progression .....                     | 26   | 15             |
| Power Chords and Boogie Woogie .....             | 27   |                |
| Power Chords and Boogie Woogie Progression ..... | 28   | 16             |
| Southern Rock Harmonies .....                    | 29   |                |
| Southern Rock Harmonies Riff .....               | 30   | 17             |

# Section One: Styles

## Classic Rock Power Chords and Suspensions

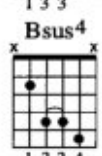
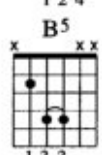
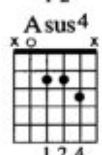
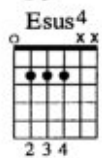
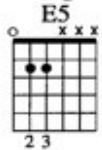
Classic rock power chords, or 5th chords, are made up of the root and fifth note of the major scale.

In the key of E, E is the root note and B is the 5th. The root is the first note of the major scale and gives the chord its letter name. The 5th is the fifth note of the major scale and is played along with the root. Another root is often added an octave higher or lower for a stronger, thicker sound.

Suspended power chords are built by adding the 4th scale note to the root and 5th notes. For example, the note A is added to the E5 power chord (E and B) and becomes E suspended 4 (E, B, and A), or Esus4.

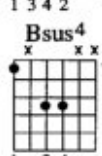
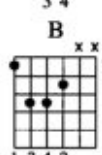
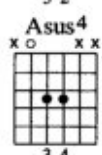
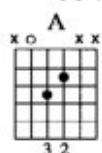
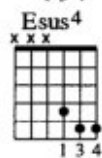
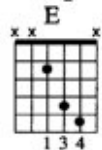
Improvisational scales may be found below each chord section. You can use E minor pentatonic scale variations to solo over the chords E5, A5, and B5.

### Example 1



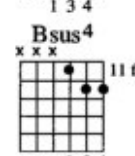
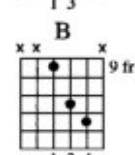
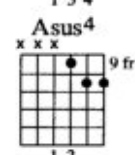
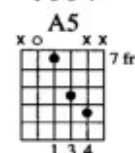
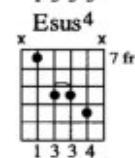
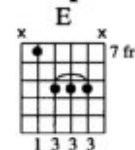
### E Minor Pentatonic

### Example 2



### E Minor Pentatonic

### Example 3



### E Minor Pentatonic